

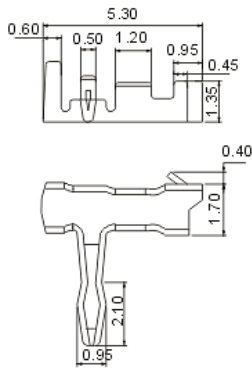
**2.0mm WTB (JFB) Series Connector:**



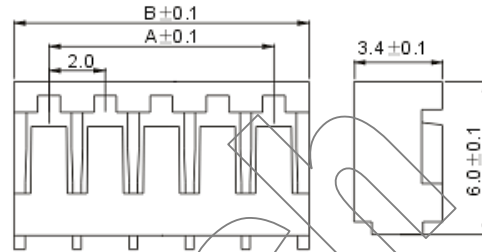
**SPECIFICATIONS**

Pitch: 2.0 mm  
 Useable Wire Range: AWG 30# ~ 24#  
 Current Rating: 3A, AC, DC  
 Voltage Rating: 250V, AC, DC  
 Operating Temperature: -25°C ~ +85°C  
 Relative Humidity: 93%, +40°C  
 Dielectric Withstanding: 800V AC/minute  
 Contact Resistance: ≤ 20 mΩ/Contact  
 Insulator Resistance: ≥ 1000 MΩ at 100V  
 Material:  
 Housing: Nylon66/ Nylon6T, UL94V-0  
 Terminal: Phosphor Bronze  
**ROHS Compliance**

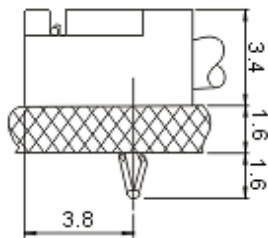
**JFB-T**



**JFB-XP**



**ASSEMBLY DIAGRAM**



Circuit	Part No.	Dimensions (mm)	
		A	B
2	JFB-2P	2.00	4.50
3	JFB-3P	4.00	6.50
4	JFB-4P	6.00	8.50
5	JFB-5P	8.00	10.50
6	JFB-6P	10.00	12.50
7	JFB-7P	12.00	14.50
8	JFB-8P	14.00	16.50
9	JFB-9P	16.00	18.50
10	JFB-10P	18.00	20.50
11	JFB-11P	20.00	22.50
12	JFB-12P	22.00	24.50
13	JFB-13P	24.00	26.50
14	JFB-14P	26.00	28.50
15	JFB-15P	28.00	30.50
16	JFB-16P	30.00	32.50